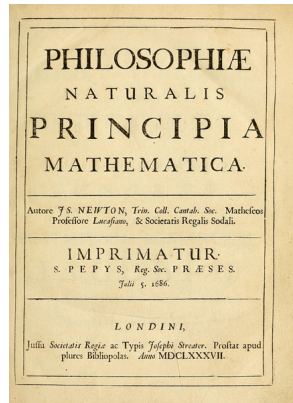


# Chaos and stochastic behaviour of deterministic evolutions

Damien THOMINE


September 1st-2nd, 2021

# The two-body problem (1687).



Isaac Newton and the *Philosophiæ Naturalis Principia Mathematica* (1687).

# The $N$ -body problem.



What about the 3-body problem ?

## King Oscar's II prize (1889).



From left to right : King Oscar II of Sweden, Henri Poincaré, Gösta Mittag-Leffler.

## Henri Poincaré's essay (1889).

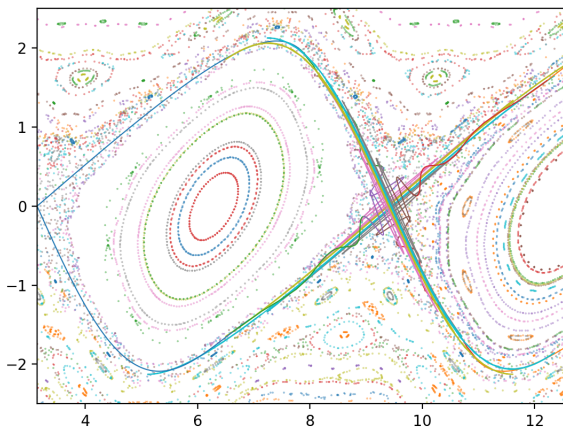
*Que l'on cherche à se représenter la figure formée par ces deux courbes et leurs intersections en nombre infini dont chacune correspond à une solution doublement asymptotique, ces intersections forment une sorte de treillis, de tissu, de réseau à mailles infiniment serrées; chacune de ces courbes ne doit jamais se recouper elle-même, mais elle doit se replier elle-même d'une manière très complexe pour venir couper une infinité de fois toutes les mailles du réseau.*

*On sera frappé de la complexité de cette figure, que je ne cherche même pas à tracer.*

*If one seeks to visualize the pattern formed by these two curves and their infinite number of intersections, each corresponding to a doubly asymptotic solution, these intersections form a kind of lattice work, a weave, a chain-link network of infinitely fine mesh; each of the two curves can never cross itself, but it must fold back on itself in a very complicated way so as to recross all the chain-links an infinite number of times.*

*One will be struck by the complexity of this figure, which I am not even attempting to draw.*

# Poincaré's homoclinic tangle.




From *Henri Poincaré and his Homoclinic Tangle*, David NOLTE, 2020.

## The 60's and chaos theory.



From left to right, top to bottom : Edward Lorenz, Stephen Smale, Yakov Sinai, Marina Ratner, Rufus Bowen. Photographies of M. Ratner and R. Bowen by George Bergman (Oberwolfach Institute).

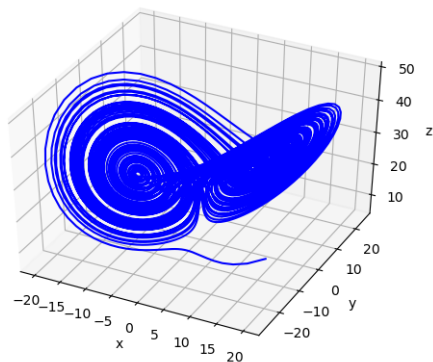
A butterfly.



A Lorenz attractor.

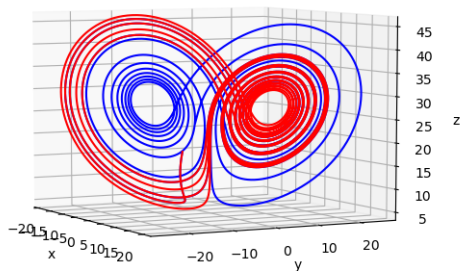


# An attracting butterfly.



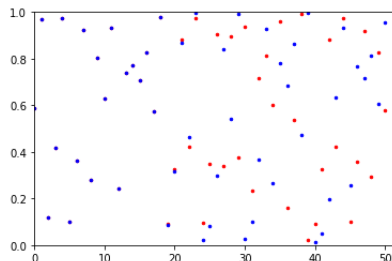
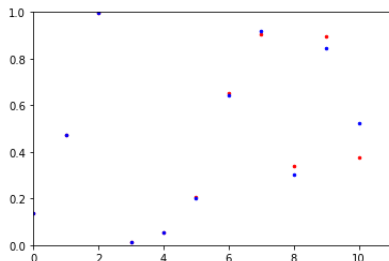
A trajectory converging to the Lorenz attractor with parameters  $r = 28$ ,  $\sigma = 28$ ,  $b = 8/3$ .

# Sensitivity to initial conditions : Lorenz' system.



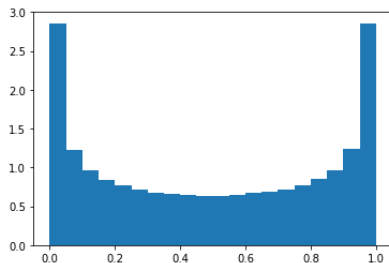
Two trajectories of Lorenz's system, with initial difference of order  $10^{-4}$ .

## Sensitivity to initial conditions : logistic map.



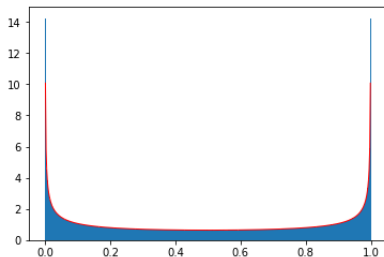
Two trajectories for the logistic map  $x \mapsto 4x(1 - x)$ . On the left : initial difference of  $10^{-3}$ . On the right : initial difference of  $10^{-8}$ .

## Histogram : logistic map, 1.



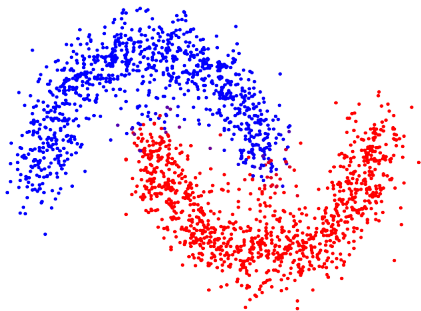
Histogram of a trajectory of length  $10^6$  for the logistic map  $x \mapsto 4x(1-x)$ , with 20 classes.

## Histogram : logistic map, 2.



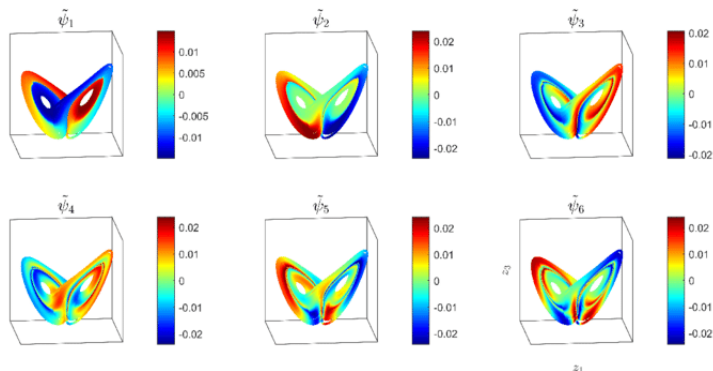
Histogram of a trajectory of length  $10^8$  for the logistic map  $x \mapsto 4x(1-x)$ , with 500 classes. In red : the graph of the invariant density.

# Spectral clustering algorithms.



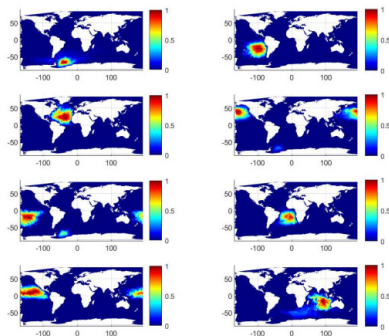
Partition of a set of points in two cluster using a spectral clustering algorithm.

# Dynamical modes decomposition : Lorenz attractor.



Dynamical mode decomposition of the Lorenz's flow. From *Ergodic Theory, Dynamic Mode Decomposition, and Computation of Spectral Properties of the Koopman Operator*, H. Arbabi and I. Mezić, *SIAM Journal on Applied Dynamical Systems*, 16(4), 2016.

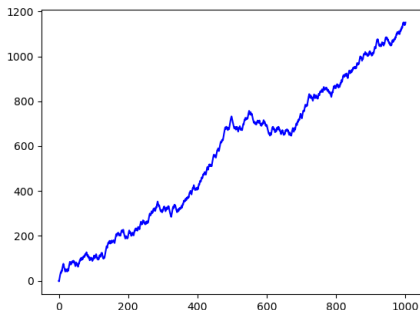
# Dynamical modes decomposition : oceanic currents.



Dynamical mode decomposition of oceanic currents. From *Deep Lagrangian connectivity in the global ocean inferred from Argo floats*, R. Abernathey, C. Bladwell, G. Froyland and K. Sakellariou, preprint.

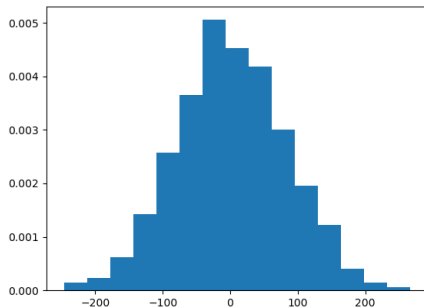


# Birkhoff's ergodic theorem and the strong law of large numbers.



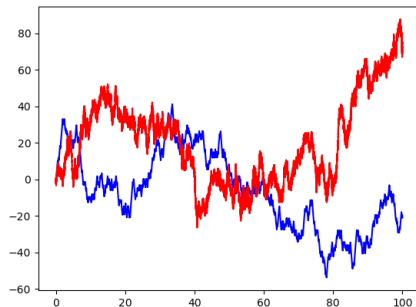
Integral of  $1 + x(t)$  over a trajectory for Lorenz' flow up to time 1000.

# The central limit theorem.



Histogram of the integral of  $1 + x(t)$  over a trajectory for Lorenz' flow up to time 100. Histogram done with  $10^3$  random starting points and 15 classes.

# The invariance principle(s).



In blue : integral of  $x(t)$  over a trajectory for Lorenz' flow up to time 100, renormalized. In red : a simple random walk, renormalized.